
















































profootballsidekick.com 2026 NFL MOCK DRAFT - Round 1

Last Updated: April 26, 2026

		Pro Football Sidekick Writers										Pro Football Sidekick Senior Draft Analysts										ESPN Kingpin Draft Analyst								
		 2011  2012  2014  2018  2021  2023 					 2013  2014  2015  2016  2017  2020 					 2017  2019  2024 										 2022  2025  2026 					 2025 			
2026 Points >		59					53					51					50					61					46			
Pick # - Team	Player Pick	Tm	Pk#	Rd1	Player Pick	Tm	Pk#	Rd1	Player Pick	Tm	Pk#	Rd1	Player Pick	Tm	Pk#	Rd1	Player Pick	Tm	Pk#	Rd1	Player Pick	Tm	Pk#	Rd1						
1	 F. Mendoza, QB Indiana	2	1	1	F. Mendoza, QB Indiana	2	1	1	F. Mendoza, QB Indiana	2	1	1	F. Mendoza, QB Indiana	2	1	1	F. Mendoza, QB Indiana	2	1	1	F. Mendoza, QB Indiana	2	1	1						
2	 D. Bailey, Edge Texas A&M	2	1	1	D. Bailey, Edge Texas A&M	2	1	1	D. Bailey, Edge Texas A&M	2	1	1	A. Reese, LB Ohio State	0	1	1	D. Bailey, Edge Texas A&M	2	1	1	A. Reese, LB Ohio State	0	1	1						
3	 A. Reese, LB Ohio State	0	0	1	J. Love, RB Notre Dame	2	1	1	A. Reese, LB Ohio State	0	0	1	F. Mauigoa, OT Miami	0	0	1	A. Reese, LB Ohio State	0	0	1	D. Bailey, Edge Texas A&M	0	0	1						
4	 J. Love, RB Notre Dame	0	0	1	A. Reese, LB Ohio State	0	0	1	Sonny Styles, LB Ohio State	0	0	1	D. Bailey, Edge Texas A&M	0	0	1	J. Love, RB Notre Dame	0	0	1	J. Love, RB Notre Dame	0	0	1						
5	 Sonny Styles, LB Ohio State	0	1	1	J. Tyson, WR Arizona State	0	0	1	F. Mauigoa, OT Miami	0	0	1	Sonny Styles, LB Ohio State	0	1	1	J. Tyson, WR Arizona State	0	0	1	C. Downs, S Ohio State	0	0	1						
6	 S. Fano, OT Utah	2	0	1	C. Tate, WR Ohio State	0	0	1	C. Lomu, OT Utah	1	0	1	M. Freeling, OT Georgia	1	0	1	S. Fano, OT Utah	2	0	1	M. Freeling, OT Georgia	1	0	1						
7	 C. Tate, WR Ohio State	0	0	1	Sonny Styles, LB Ohio State	2	1	1	J. Love, RB Notre Dame	0	0	1	R. Bain, Edge Miami	1	1	1	Sonny Styles, LB Ohio State	2	1	1	Sonny Styles, LB Ohio State	2	1	1						
8	 R. Bain, Edge Miami	0	0	1	R. Bain, Edge Miami	0	0	1	M. Delane, CB LSU	0	0	1	C. Tate, WR Ohio State	1	1	1	C. Tate, WR Ohio State	1	1	1	C. Tate, WR Ohio State	1	1	1						
9	 F. Mauigoa, OT Miami	0	1	1	F. Mauigoa, OT Miami	0	1	1	C. Downs, S Ohio State	0	0	1	J. Love, RB Notre Dame	0	0	1	R. Bain, Edge Miami	0	0	1	R. Bain, Edge Miami	0	0	1						
10	 C. Downs, S Ohio State	0	0	1	C. Downs, S Ohio State	0	0	1	C. Tate, WR Ohio State	0	0	1	J. Tyson, WR Arizona State	0	0	1	C. Downs, S Ohio State	0	0	1	M. Delane, CB LSU	0	0	1						
11	 M. Lemon, WR USC	0	0	1	S. Fano, OT Utah	1	0	1	J. Tyson, WR Arizona State	0	0	1	M. Delane, CB LSU	0	1	1	F. Mauigoa, OT Miami	1	0	1	F. Mauigoa, OT Miami	1	0	1						
12	 M. Delane, CB LSU	1	0	1	M. Delane, CB LSU	1	0	1	R. Bain, Edge Miami	0	0	1	J. McCoy, CB Tennessee	1	0	0	M. Delane, CB LSU	1	0	1	J. McCoy, CB Tennessee	1	0	0						
13	 J. Tyson, WR Arizona State	0	0	1	M. Lemon, WR USC	0	0	1	M. Lemon, WR USC	0	0	1	M. Lemon, WR USC	0	0	1	M. Lemon, WR USC	0	0	1	J. Tyson, WR Arizona State	0	0	1						
14	 V. Leone, G Penn State	2	1	1	V. Leone, G Penn State	2	1	1	V. Leone, G Penn State	2	1	1	K. Sadiq, TE Oregon	0	0	1	V. Leone, G Penn State	2	1	1	S. Fano, OT Utah	1	1	1						
15	 A. Mesidor, Edge Miami	1	1	1	K. Sadiq, TE Oregon	0	0	1	A. Mesidor, Edge Miami	1	1	1	A. Mesidor, Edge Miami	1	1	1	K. Sadiq, TE Oregon	0	0	1	K. Sadiq, TE Oregon	0	0	1						
16	 O. Cooper, Jr., WR Indiana	2	0	1	O. Cooper, Jr., WR Indiana	2	0	1	O. Cooper, Jr., WR Indiana	2	0	1	C. Downs, S Ohio State	0	0	1	O. Cooper, Jr., WR Indiana	2	0	1	Ty Simpson, QB Alabama	0	0	1						
17	 M. Freeling, OT Georgia	1	1	1	K. Proctor, OT Alabama	1	1	1	K. Proctor, OT Alabama	1	1	1	K. Proctor, OT Alabama	1	1	1	K. Proctor, OT Alabama	1	1	1	K. Proctor, OT Alabama	1	1	1						
18	 C. Hood, CB Tennessee	0	0	0	D. Thieneman, S Oregon	0	0	1	P. Woods, DT Clemson	1	1	1	D. Thieneman, S Oregon	0	0	1	D. Thieneman, S Oregon	0	0	1	D. Thieneman, S Oregon	0	0	1						
19	 K. Sadiq, TE Oregon	0	0	1	CJ Allen, LB Georgia	0	0	0	K. Sadiq, TE Oregon	0	0	1	O. Cooper, Jr., WR Indiana	0	0	1	C. Lomu, OT Utah	1	1	1	McNeil-Warren, S Toledo	0	0	0						
20	 D. Thieneman, S Oregon	1	0	1	A. Mesidor, Edge Miami	0	0	1	T. Stukes, CB Arizona	0	0	0	S. Fano, OT Utah	0	0	1	K. Faulk, DE Auburn	0	0	1	CJ Allen, LB Georgia	0	0	0						
21	 K. Proctor, OT Alabama	1	1	1	C. Hood, CB Tennessee	0	0	0	M. Freeling, OT Georgia	1	1	1	P. Woods, DT Clemson	0	0	1	M. Freeling, OT Georgia	1	1	1	V. Leone, G Penn State	1	1	1						

Points 2011*:	Pete	*	*	Nate	*	*	n/a	n/a	n/a	n/a	n/a	n/a	n/a	n/a	n/a	n/a	n/a	n/a
All-Time Ave:	Pete	90.9	Nate	93.7	Reed	89.4	Chris	78.7	Evan	90.8	Mel Kiper	91.9						

MOCK DRAFT EVALUATION POINTS AWARDED CRITERIA

ROUND 1 CORRECT PICKS SCORING

Intent: Reward analysts for each pick that is correctly selected as a first round pick.
 Scoring Method: 1 point for each correct first round selection (maximum points is 32).

CORRECT PLAYER/POSITION TO CORRECT TEAM

Intent: Reward analysts for player and/or position to correct team regardless of pick # taken.
 Accounts for trades to a different pick # and rewards analysts for team needs analysis.
 Scoring Method: 2 points for correct player to team, 1 point for correct position drafted to team.

CORRECT PLAYER/POSITION TO CORRECT PICK #

Intent: Reward analysts for situations where trades wreck their board regarding exact player to right team. It allows reward for analyzing a certain player will go at a certain point based on talent regardless of the team picking him.
 Scoring Method: 2 points for correct player to correct pick #, 1 point for correct position to pick #.

CORRECT PLAYER/POSITION TO CORRECT TEAM/PICK # LIMITATION

Intent/Scoring: So scoring for right player and pick # scoring doesn't get out of hand we limit any pick to three points excluding 1 point for first round category.

MULTIPLE POSITION HYBRID PLAYERS

Background: Today's NFL has players lining up at multiple positions and draft experts changing a player's position for the NFL.
 Intent: Level the playing field for hybrid pick scoring so it is fair.
 Scoring: Positions considered the same position for scoring: OLB/ILB/DE/DT, SS/FS, G/OT. Center & Guard considered the same only if a major publication mentions a player plays both. Disputes-PFF.

TEAMS WITH MULTIPLE PICKS SCORING

Intent: When teams have multiple picks close together we don't want to score an analyst zero if they reverse the picks as their analysis was generally very good. This applies even if picks are far apart.
 Scoring: The multiple picks are interchangeable with a maximum of 3 points per pick awarded.

ALL-TIME AVERAGE GRADE STANDINGS

RANK / ANALYST	GRADE
1 Nate	93.7
2 Pete	90.9
3 Evan	90.8
4 Reed	89.4
5 Chris	78.7
n/a Mel Kiper	91.9

ALL-TIME CHAMPIONSHIP % STANDINGS

RANK / ANALYST	W	L	% TIMES WON
1 Evan	3	4	43%
2 Nate	6	10	38%
2 Pete	6	10	38%
4 Reed	3	9	25%
5 Chris	0	10	0%

ALL-TIME RECORD VERSUS MEL KIPER

RANK / ANALYST	W	L	% TIMES WON
1 Pete	3	1	75%
2 Reed	2	3	40%
2 Evan	2	3	40%
2 Nate	2	3	40%
5 Chris	1	4	20%
All Analysts	10	14	42%

* Pete tied Mel Kiper in 2024


ALL-TIME TEAM GRADE AVERAGES

RANK / ANALYST	GRADE
1 Writers	92.3
2 Senior Analysts	86.3

* When Kiper beats all site analyst our top analyst gets a crown.

HALL OF FAME

ALL-TIME GRADE




93.7

TOP 1-YEAR



68 (2024)

% TIMES CHAMP



43%

TEAM CHAMPS



11-1 Record