















profootballsidekick.com 2025 NFL MOCK DRAFT - Round 1

Last Updated: May 9, 2025

	Pro Football Sidekick Writers								Pro Football Sidekick Senior Draft Analysts												ESPN Kingpin Draft Analyst			
		2011 		2013 		2017 		2022 		2025 		2025 												
		2012 		2014 		2019 		2025 																
2025 Points >	56				59				55				50				60				73			
Pick # - Team	Player Pick	Tm	Pk#	Rd1	Player Pick	Tm	Pk#	Rd1	Player Pick	Tm	Pk#	Rd1	Player Pick	Tm	Pk#	Rd1	Player Pick	Tm	Pk#	Rd1	Player Pick	Tm	Pk#	Rd1
1	 Cam Ward, QB Miami	2	1	1	Cam Ward, QB Miami	2	1	1	Cam Ward, QB Miami	2	1	1	Cam Ward, QB Miami	2	1	1	Cam Ward, QB Miami	2	1	1	Cam Ward, QB Miami	2	1	1
2	 Travis Hunter, CB Colorado	0	2	1	Travis Hunter, CB Colorado	0	2	1	Travis Hunter, CB Colorado	0	2	1	Travis Hunter, CB Colorado	0	2	1	Travis Hunter, CB Colorado	0	2	1	Travis Hunter, CB Colorado	0	2	1
3	 Abdul Carter, Edge Penn State	2	1	1	Abdul Carter, Edge Penn State	2	1	1	Abdul Carter, Edge Penn State	2	1	1	Abdul Carter, Edge Penn State	2	1	1	Abdul Carter, Edge Penn State	2	1	1	Abdul Carter, Edge Penn State	2	1	1
4	 Will Campbell, OT LSU	2	1	1	Will Campbell, OT LSU	2	1	1	Will Campbell, OT LSU	2	1	1	Will Campbell, OT LSU	2	1	1	Will Campbell, OT LSU	2	1	1	Will Campbell, OT LSU	2	1	1
5	 Ashton Jeanty, RB Boise State	0	0	1	Mason Graham, DL Michigan	0	2	1	Ty Warren, TE Penn State	0	0	1	Jalon Walker, Edge Georgia	0	1	1	Ashton Jeanty, RB Boise State	0	0	1	Mason Graham, DL Michigan	0	2	1
6	 Kelvin Banks, OT Texas	0	0	1	Ashton Jeanty, RB Boise State	2	1	1	Ashton Jeanty, RB Boise State	2	1	1	Ashton Jeanty, RB Boise State	2	1	1	Kelvin Banks, OT Texas	0	0	1	Ashton Jeanty, RB Boise State	2	1	1
7	 Mason Graham, DL Michigan	0	0	1	Ty Warren, TE Penn State	0	0	1	Mason Graham, DL Michigan	0	0	1	Ty Warren, TE Penn State	0	0	1	Mason Graham, DL Michigan	0	0	1	A. Membou, OT Missouri	2	1	1
8	 Jalon Walker, Edge Georgia	0	0	1	Jalon Walker, Edge Georgia	0	0	1	Jalon Walker, Edge Georgia	0	0	1	Mason Graham, DL Michigan	0	0	1	Jalon Walker, Edge Georgia	0	0	1	Jalon Walker, Edge Georgia	0	0	1
9	 Jaxon Dart, QB Ole Miss	0	0	1	Will Johnson, CB Michigan	0	0	0	T. McMillan, WR Arizona	0	0	1	S. Sanders, QB Colorado	0	0	0	M. Williams, Edge Georgia	0	0	1	S. Sanders, QB Colorado	0	0	0
10	 Ty Warren, TE Penn State	1	1	1	M. Williams, Edge Georgia	0	0	1	A. Membou, OT Missouri	0	0	1	A. Membou, OT Missouri	0	0	1	Ty Warren, TE Penn State	1	1	1	Ty Warren, TE Penn State	1	1	1
11	 A. Membou, OT Missouri	0	0	1	A. Membou, OT Missouri	0	0	1	M. Williams, Edge Georgia	2	1	1	J. Campbell, LB Alabama	1	1	1	A. Membou, OT Missouri	0	0	1	Will Johnson, CB Michigan	0	0	0
12	 T. McMillan, WR Arizona	0	0	1	T. McMillan, WR Arizona	0	0	1	M. Golden, WR Texas	0	0	1	M. Golden, WR Texas	0	0	1	T. McMillan, WR Arizona	0	0	1	Orion Hampton, RB North Carolina	0	0	1
13	 Jahdae Barron, CB Texas	0	0	1	Kelvin Banks, OT Texas	0	0	1	Kelvin Banks, OT Texas	0	0	1	Jahdae Barron, CB Texas	0	0	1	Jahdae Barron, CB Texas	0	0	1	Jahdae Barron, CB Texas	0	0	1
14	 C. Loveland, TE Michigan	1	1	1	C. Loveland, TE Michigan	1	1	1	C. Loveland, TE Michigan	1	1	1	Will Johnson, CB Michigan	0	0	0	C. Loveland, TE Michigan	1	1	1	C. Loveland, TE Michigan	1	1	1
15	 Mike Green, Edge Marshall	1	1	0	Mike Green, Edge Marshall	1	1	0	Mike Green, Edge Marshall	1	1	0	Mike Green, Edge Marshall	1	1	0	James Pierce, Edge Tennessee	1	1	1	Mike Green, Edge Marshall	1	1	0
16	 J. Campbell, LB Alabama	1	1	1	J. Campbell, LB Alabama	1	1	1	Walter Nolan, DL Ole Miss	2	1	1	S. Stewart, Edge Texas A&M	1	1	1	Walter Nolan, DL Ole Miss	2	1	1	M. Golden, WR Texas	0	0	1
17	 M. Williams, Edge Georgia	1	1	1	Tyleik Williams, DT Ohio State	1	1	1	S. Stewart, Edge Texas A&M	2	1	1	M. Williams, Edge Georgia	1	1	1	Mike Green, Edge Marshall	1	1	0	J. Campbell, LB Alabama	1	1	1
18	Grey Zabel, IOL N. Dakota State	2	1	1	Josh Conerly, OT Oregon	1	1	1	N. Emmanwori, S South Carolina	0	0	0	T. McMillan, WR Arizona	0	0	1	Grey Zabel, IOL N. Dakota State	2	1	1	Kelvin Banks, OT Texas	1	1	1
19	Will Johnson, CB Michigan	0	0	0	James Pierce, Edge Tennessee	0	0	1	J. Campbell, LB Alabama	0	0	1	Derrick Harmon, DL Oregon	0	0	1	J. Campbell, LB Alabama	0	0	1	N. Emmanwori, S South Carolina	0	0	0
20	T. Henderson, RB Ohio State	0	0	0	L. Burden, III, WR Missouri	0	0	0	Orion Hampton, RB North Carolina	0	0	1	Emeka Egbuka, WR Ohio State	0	0	1	M. Golden, WR Texas	0	0	1	T. McMillan, WR Arizona	0	0	1
21	S. Sanders, QB Colorado	0	0	0	Jaxon Dart, QB Ole Miss	0	0	1	S. Sanders, QB Colorado	0	0	0	Orion Hampton, RB North Carolina	0	0	1	Orion Hampton, RB North Carolina	0	0	1	Derrick Harmon, DL Oregon	2	1	1

22		Tyler Booker, IOL Alabama	0	0	1	M. Golden, WR Texas	0	0	1	Will Johnson, CB Michigan	0	0	0	C. Loveland, TE Michigan	0	0	1	Kenneth Grant, DL Michigan	0	0	1	Grey Zabel, IOL N. Dakota State	0	0	1
23		James Pierce, Edge Tennessee	0	0	1	Emeka Egbuka, WR Ohio State	1	1	1	D. Harmon, DT Oregon	0	0	1	Makali Starks, S Georgia	0	0	1	Will Johnson, CB Michigan	0	0	0	M. Williams, Edge Georgia	0	0	1
24		Makali Starks, S Georgia	0	0	1	Jahdae Barron, CB Texas	0	0	1	Makali Starks, S Georgia	0	0	1	D. Ezeiruaku, Edge Boston College	0	0	0	Max Hairston, CB Kentucky	0	0	1	D. Jackson, IOL Ohio State	2	1	1
25		Josh Simmons, OT Ohio State	0	0	1	Josh Simmons, OT Ohio State	0	0	1	Tyler Booker, IOL Alabama	0	0	1	Kelvin Banks, OT Texas	0	0	1	Josh Simmons, OT Ohio State	0	0	1	Josh Conerly, OT Oregon	0	0	1
26		Max Hairston, CB Kentucky	0	0	1	S. Sanders, QB Colorado	0	0	0	Jahdae Barron, CB Texas	0	0	1	L. Burden, III, WR Missouri	0	0	0	Emeka Egbuka, WR Ohio State	0	0	1	Jaxon Dart, QB North Carolina	0	0	1
27		Walter Nolan, DL Ole Miss	0	0	1	Max Hairston, CB Kentucky	0	0	1	Kenneth Grant, DL Michigan	0	0	1	Jack Sawyer, DE Ohio State	0	0	0	Makali Starks, S Georgia	2	1	1	Makali Starks, S Georgia	2	1	1
28		S. Stewart, Edge Texas A&M	1	1	1	S. Stewart, Edge Texas A&M	1	1	1	Grey Zabel, IOL N. Dakota State	0	0	1	Trey Amos, CB Mississippi	0	0	0	S. Stewart, Edge Texas A&M	1	1	1	D. Ezeiruaku, Edge Boston College	1	1	0
29		D. Ezeiruaku, Edge Boston College	0	0	0	Orion Hampton, RB North Carolina	0	0	1	T. Henderson, RB Ohio State	0	0	0	Kenneth Grant, DE Michigan	0	0	1	D. Ezeiruaku, Edge Boston College	0	0	0	S. Stewart, Edge Texas A&M	0	0	1
30		Trey Amos, CB Mississippi	1	1	0	Makali Starks, S Georgia	0	0	1	Trey Amos, CB Mississippi	1	1	0	Trey Henderson, RE Ohio State	0	0	0	Trey Amos, CB Mississippi	1	1	0	Max Hairston, CB Kentucky	2	1	1
31		Josh Conerly, OT Oregon	1	0	1	D. Harmon, DT Oregon	0	1	1	D. Jackson, IOL Ohio State	1	0	1	Josh Simmons, OT Ohio State	2	0	1	Josh Conerly, OT Oregon	1	0	1	Josh Simmons, OT Ohio State	2	0	1
32		Kenneth Grant, DL Michigan	1	0	1	N. Scourton, Edge Texas A&M	1	0	0	Mason Taylor, TE LSU	0	0	0	James Pierce, Edge Tennessee	1	0	1	Mason Taylor, TE LSU	0	0	0	James Pierce, Edge Tennessee	1	0	1
		Subtotals:	17	13	26	Subtotals:	16	16	27	Subtotals:	18	12	25	Subtotals:	15	11	24	Subtotals:	19	14	27	Subtotals:	27	19	27

Indiv. Pts 2025:	Pete	56	Nate	59	Reed	55	Chris	50	Evan	60	Mel Kiper	73
Team Pts 2025:	nflsideline Writers Average: 57.5				nflsideline Analysts Average: 55.0							

ANALYSTS TEAMS PICK SCORE HISTORY				
Team Pts 2025:	nflsideline Writers Average:	57.5		nflsideline Analysts Points Averaged -----> : 55.0
Team Pts 2024:	nflsideline Writers Average:	64.0		nflsideline Analysts Points Averaged -----> : 62.7
Team Pts 2023:	nflsideline Writers Average:	51.5		nflsideline Analysts Points Averaged -----> : 48.3
Team Pts 2022:	nflsideline Writers Average:	52.5		nflsideline Analysts Points Averaged -----> : 57.0 
Team Pts 2021:	nflsideline Writers Average:	58.5		nflsideline Analysts Points Averaged -----> : 50.3
Team Pts 2020:	nflsideline Writers Average:	59.5		nflsideline Analysts Points Averaged -----> : 54.3
Team Pts 2019:	nflsideline Writers Total:	64		nflsideline Analysts Total Points Combined: 59.5
Team Pts 2018:	nflsideline Writers Total:	61		nflsideline Analysts Total Points Combined: 52
Team Pts 2017:	nflsideline Writers Total:	73		nflsideline Analysts Total Points Combined: 64
Team Pts 2016:	nflsideline Writers Total:	78		nflsideline Analysts Total Points Combined: 72
Team Pts 2012:	nflsideline Writers Total:	75		nflsideline Analysts Total Points Combined: 64 (1 analyst 32 x 2)

[illegible]

All-Time Ave:	Pete	90.5	Nate	94.2	Reed	89.9	Chris	78.4	Evan	89.3	Mel Kiper	96.1
---------------	------	------	------	------	------	------	-------	------	------	------	-----------	------

MOCK DRAFT EVALUATION POINTS AWARDED CRITERIA	
ROUND 1 CORRECT PICKS SCORING	
Intent: Reward analysts for each pick that is correctly selected as a first round pick.	
Scoring Method: 1 point for each correct first round selection (maximum points is 32).	
CORRECT PLAYER/POSITION TO CORRECT TEAM	
Intent: Reward analysts for player and/or position to correct team regardless of pick # taken. Accounts for trades to a different pick # and rewards analysts for team needs analysis.	
Scoring Method: 2 points for correct player to team, 1 point for correct position drafted to team.	
CORRECT PLAYER/POSITION TO CORRECT PICK #	
Intent: Reward analysts for situations where trades wreck their board regarding exact player to right team. It allows reward for analyzing a certain player will go at a certain point based on talent regardless of the team picking him.	
Scoring Method: 2 points for correct player to correct pick #, 1 point for correct position to pick #.	
CORRECT PLAYER/POSITION TO CORRECT TEAM/PICK # LIMITATION	
Intent/Scoring: So scoring for right player and pick # scoring doesn't get out of hand we limit any pick to three points excluding 1 point for first round category.	
MULTIPLE POSITION HYBRID PLAYERS	
Background: Today's NFL has players lining up at multiple positions and draft experts changing a player's position for the NFL.	
Intent: Level the playing field for hybrid pick scoring so it is fair.	
Scoring: Positions considered the same position for scoring: OLB/ILB/DE/DT, SS/FS, G/OT. Center & Guard considered the same only if a major publication mentions a player plays both. Disputes-PFF.	
TEAMS WITH MULTIPLE PICKS SCORING	
Intent: When teams have multiple picks close together we don't want to score an analyst zero if they reverse the picks as their analysis was generally very good. This applies even if picks are far apart.	
Scoring: The multiple picks are interchangeable with a maximum of 3 points per pick awarded.	

ALL-TIME AVERAGE GRADE STANDINGS		
RANK / ANALYST		GRADE
1	Nate	94.2
2	Pete	90.5
3	Reed	89.9
4	Evan	89.3
5	Chris	78.4
n/a	Mel Kiper	96.1

ALL-TIME CHAMPIONSHIP % STANDINGS			
RANK / ANALYST		W	L % TIMES WON
1	Nate	6	9 40%
1	Pete	6	9 40%
3	Evan	2	4 33%
4	Reed	3	8 27%
5	Chris	0	9 0%

ALL-TIME RECORD VERSUS MEL KIPER			
RANK / ANALYST		W	L % TIMES WON
1	Pete	2	1 67%
2	Reed	1	3 25%
2	Evan	1	3 25%
2	Nate	1	3 25%
5	Chris	0	4 0%
	All Analysts	5	14 26%
* Pete tied Mel Kiper in 2024			

ALL-TIME TEAM GRADE AVERAGES		
RANK / ANALYST		GRADE
1	Writers	92.4
2	Senior Analysts	85.9

HALL OF FAME
ALL-TIME GRADE

94.2
TOP 1-YEAR POINTS

68
% TIMES CHAMP

40.0%

Ties count as a championship for multiple analysts.

* 2011 scores unavailable; Nate's 2014 in part, a joint effort w/Pete.