















































profootballsidekick.com 2026 NFL MOCK DRAFT - Round 1

Last Updated: March 4, 2026

		Pro Football Sidekick Writers						Pro Football Sidekick Senior Draft Analysts												ESPN Kingpin Draft Analyst				
		 2011  2012  2014  2018  2021  2023 			 2013  2014  2015  2016  2017  2020 			 2017  2019  2024 								 2022  2025 				 2025 				
2025 Points >		Pete			Nate			Reed				Chris				Evan				Mel Kiper				
2025 Points >		56			59			55				50				60				73				
Pick # - Team	Player Pick	Tm	Pk#	Rd1	Player Pick	Tm	Pk#	Rd1	Player Pick	Tm	Pk#	Rd1	Player Pick	Tm	Pk#	Rd1	Player Pick	Tm	Pk#	Rd1	Player Pick	Tm	Pk#	Rd1
1	 F. Mendoza, QB Indiana	2	1	1	F. Mendoza, QB Indiana	2	1	1	----- -----	2	1	1	----- -----	2	1	1	----- -----	2	1	1	----- -----	2	1	1
2	 A. Reese, LB Ohio State	0	2	1	A. Reese, LB Ohio State	0	2	1	----- -----	0	2	1	----- -----	0	2	1	----- -----	0	2	1	----- -----	0	2	1
3	 F. Mauigoa, OT Miami	2	1	1	F. Mauigoa, OT Miami	2	1	1	----- -----	2	1	1	----- -----	2	1	1	----- -----	2	1	1	----- -----	2	1	1
4	 D. Bailey, Edge Texas A&M	2	1	1	R. Bain, Edge Miami	2	1	1	----- -----	2	1	1	----- -----	2	1	1	----- -----	2	1	1	----- -----	2	1	1
5	 Sonny Styles, LB Ohio State	0	0	1	Sonny Styles, LB Ohio State	0	2	1	----- -----	0	0	1	----- -----	0	1	1	----- -----	0	0	1	----- -----	0	2	1
6	 C. Tate, WR Ohio State	0	0	1	C. Tate, WR Ohio State	2	1	1	----- -----	2	1	1	----- -----	2	1	1	----- -----	0	0	1	----- -----	2	1	1
7	 J. Love, RB Notre Dame	0	0	1	J. Love, RB Notre Dame	0	0	1	----- -----	0	0	1	----- -----	0	0	1	----- -----	0	0	1	----- -----	2	1	1
8	 R. Bain, Edge Miami	0	0	1	M. Lemon, WR USC	0	0	1	----- -----	0	0	1	----- -----	0	0	1	----- -----	0	0	1	----- -----	0	0	1
9	 C. Downs, S Ohio State	0	0	1	S. Fano, OT Utah	0	0	0	----- -----	0	0	1	----- -----	0	0	0	----- -----	0	0	1	----- -----	0	0	0
10	 M. Delane, CB LSU	1	1	1	D. Bailey, Edge Texas A&M	0	0	1	----- -----	0	0	1	----- -----	0	0	1	----- -----	1	1	1	----- -----	1	1	1
11	 M. Lemon, WR USC	0	0	1	M. Delane, CB LSU	0	0	1	----- -----	2	1	1	----- -----	1	1	1	----- -----	0	0	1	----- -----	0	0	0
12	 A. Terrell, CB Clemson	0	0	1	C. Downs, S Ohio State	0	0	1	----- -----	0	0	1	----- -----	0	0	1	----- -----	0	0	1	----- -----	0	0	1
13	 S. Fano, OT Utah	0	0	1	J. Tyson, WR Arizona State	0	0	1	----- -----	0	0	1	----- -----	0	0	1	----- -----	0	0	1	----- -----	0	0	1
14	 V. Leone, G Penn State	1	1	1	V. Leone, G Penn State	1	1	1	----- -----	1	1	1	----- -----	0	0	0	----- -----	1	1	1	----- -----	1	1	1
15	 K. Faulk, DE Auburn	1	1	0	K. Faulk, DE Auburn	1	1	0	----- -----	1	1	0	----- -----	1	1	0	----- -----	1	1	1	----- -----	1	1	0
16	 K. Proctor, OT Alabama	1	1	1	Ty Simpson, QB Alabama	1	1	1	----- -----	2	1	1	----- -----	1	1	1	----- -----	2	1	1	----- -----	0	0	1
17	 C. Lomu, OT Utah	1	1	1	C. Lomu, OT Utah	1	1	1	----- -----	2	1	1	----- -----	1	1	1	----- -----	1	1	0	----- -----	1	1	1
18	 J. McCoy, CB Tennessee	2	1	1	J. McCoy, CB Tennessee	1	1	1	----- -----	0	0	0	----- -----	0	0	1	----- -----	2	1	1	----- -----	1	1	1
19	 K. Sadiq, TE Oregon	0	0	0	CJ Allen, LB Georgia	0	0	1	----- -----	0	0	1	----- -----	0	0	1	----- -----	0	0	1	----- -----	0	0	0
20	 D. Thieneman, S Oregon	0	0	0	C. Banks, DT Florida	0	0	0	----- -----	0	0	1	----- -----	0	0	1	----- -----	0	0	1	----- -----	0	0	1
21	 Ty Simpson, QB Alabama	0	0	0	C. Howell, OLB Texas A&M	0	0	1	----- -----	0	0	0	----- -----	0	0	1	----- -----	0	0	1	----- -----	2	1	1

22		<b>P. Woods, DT</b> Clemson	0	0	1	<b>B. Cisse, CB</b> S. Carolina	0	0	1	-----	0	0	0	-----	0	0	1	-----	0	0	1														
23		<b>M. Freeling, OT</b> Georgia	0	0	1	<b>K. Sadiq, TE</b> Oregon	1	1	1	-----	0	0	1	-----	0	0	0	-----	0	0	1														
24		<b>C. Howell, OLB</b> Texas A&M	0	0	1	<b>KC Concepcion, WR</b> Texas A&M	0	0	1	-----	0	0	1	-----	0	0	0	-----	0	0	1														
25		<b>C. Banks, DT</b> Florida	0	0	1	<b>K. Proctor, OT</b> Alabama	0	0	1	-----	0	0	1	-----	0	0	1	-----	0	0	1														
26		<b>KC Concepcion, WR</b> Texas A&M	0	0	1	<b>A. Hill, Jr., LB</b> Texas	0	0	0	-----	0	0	1	-----	0	0	0	-----	0	0	1														
27		<b>B. Miller, OT</b> Clemson	0	0	1	<b>M. Freeling, OT</b> Georgia	0	0	1	-----	0	0	1	-----	0	0	0	-----	2	1	1														
28		<b>E. Pregnon, G</b> Oregon	1	1	1	<b>M. Iheanocher, OT</b> Arizona State	1	1	1	-----	0	0	1	-----	0	0	0	-----	1	1	1														
29		<b>K. MacDonald, DT</b> Ohio State	0	0	0	<b>A. Terrell, CB</b> Clemson	0	0	1	-----	0	0	0	-----	0	0	1	-----	0	0	0														
30		<b>C. Hood, CB</b> Tennessee	1	1	0	<b>O. Cooper, Jr., WR</b> Indiana	0	0	1	-----	1	1	0	-----	0	0	0	-----	1	1	0														
31		<b>TJ Parker, Edge</b> Clemson	1	0	1	<b>TJ Parker, Edge</b> Clemson	0	1	1	-----	1	0	1	-----	2	0	1	-----	1	0	1														
32		<b>J. Tyson, WR</b> Arizona State	1	0	1	<b>C. Hood, CB</b> Tennessee	1	0	0	-----	0	0	0	-----	1	0	1	-----	0	0	0														
Subtotals:			17	13	26	Subtotals:			16	16	27	Subtotals:			18	12	25	Subtotals:			15	11	24	Subtotals:			19	14	27	Subtotals:			27	19	27

Indiv. Pts 2025:	Pete	56	Nate	59	Reed	55	Chris	50	Evan	60	Mel Kiper	73
Team Pts 2025:	nflsideline Writers Average: 57.5						nflsideline Analysts Average: 55.0					

ANALYSTS TEAMS PICK SCORE HISTORY											
Team Pts 2025:	nflsideline Writers Average:	57.5		nflsideline Analysts Points Averaged ----->	55.0						
Team Pts 2024:	nflsideline Writers Average:	64.0		nflsideline Analysts Points Averaged ----->	62.7						
Team Pts 2023:	nflsideline Writers Average:	51.5		nflsideline Analysts Points Averaged ----->	48.3						
Team Pts 2022:	nflsideline Writers Average:	52.5		nflsideline Analysts Points Averaged ----->	57.0						
Team Pts 2021:	nflsideline Writers Average:	58.5		nflsideline Analysts Points Averaged ----->	50.3						
Team Pts 2020:	nflsideline Writers Average:	59.5		nflsideline Analysts Points Averaged ----->	54.3						
Team Pts 2019:	nflsideline Writers Total:	64		nflsideline Analysts Total Points Combined:	59.5						
Team Pts 2018:	nflsideline Writers Total:	61		nflsideline Analysts Total Points Combined:	52						
Team Pts 2017:	nflsideline Writers Total:	73		nflsideline Analysts Total Points Combined:	64						
Team Pts 2016:	nflsideline Writers Total:	78		nflsideline Analysts Total Points Combined:	72						
Team Pts 2012:	nflsideline Writers Total:	75		nflsideline Analysts Total Points Combined:	64 (1 analyst 32 x 2)						

ANALYST INDIVIDUAL PICK SCORE HISTORY																								
Points 2025:	Pete	56	77	Nate	59	81	Reed	55	75	Chris	50	68	Evan	60	82	Mel Kiper	73	100						
Points 2024:	Pete	62	91	Nate	66	97	Reed	68	100	Chris	55	81	Evan	65	96	Mel Kiper	62	91						
Points 2023:	Pete	56	100	Nate	47	84	Reed	49	88	Chris	45	80	Evan	51	91	Mel Kiper	54	96						
Points 2022:	Pete	52	83	Nate	53	84	Reed	53	84	Chris	55	87	Evan	63	100	n/a	n/a	n/a						
Points 2021:	Pete	60	100	Nate	57	95	Reed	53	88	Chris	50	83	Evan	48	80	Mel Kiper	58	97						
Points 2020:	Pete	57	92	Nate	62	100	Reed	51	82	Chris	58	94	Evan	54	87	n/a	n/a	n/a						
Points 2019:	Pete	32.5	97	Nate	31.5	94	Reed	33.5	100	Chris	26.0	78	n/a	n/a	n/a	n/a	n/a	n/a						
Points 2018:	Pete	31	100	Nate	30	97	Reed	29.0	94	Chris	23.0	74	n/a	n/a	n/a	n/a	n/a	n/a						
Points 2017:	Pete	35	92	Nate	38	100	Reed	38.0	100	Chris	26.0	68	n/a	n/a	n/a	n/a	n/a	n/a						
Points 2016:	Pete	35	81	Nate	43	100	Reed	42.0	98	Chris	30.0	70	n/a	n/a	n/a	n/a	n/a	n/a						
Points 2015:	Pete	27	77	Nate	35	100	n/a	n/a	n/a	n/a	n/a	n/a	n/a	n/a	n/a	n/a	n/a	n/a						
Points 2014*:	Pete	32	100	Nate	32	100	n/a	n/a	n/a	n/a	n/a	n/a	n/a	n/a	n/a	n/a	n/a	n/a						
Points 2013:	Pete	31	78	Nate	40	100	n/a	n/a	n/a	n/a	n/a	n/a	n/a	n/a	n/a	n/a	n/a	n/a						
Points 2012:	Pete	40	100	Nate	35	88	Reed	32.0	80	n/a	n/a	n/a	n/a	n/a	n/a	n/a	n/a	n/a						
Points 2011*:	Pete	*	*	Nate	*	*	n/a	n/a	n/a	n/a	n/a	n/a	n/a	n/a	n/a	n/a	n/a	n/a						
All-Time Ave:	Pete	90.5			Nate	94.2			Reed	89.9			Chris	78.4			Evan	89.3			Mel Kiper	96.1		

**MOCK DRAFT EVALUATION POINTS AWARDED CRITERIA**

**ROUND 1 CORRECT PICKS SCORING**

Intent: Reward analysts for each pick that is correctly selected as a first round pick.  
 Scoring Method: 1 point for each correct first round selection (maximum points is 32).

**CORRECT PLAYER/POSITION TO CORRECT TEAM**

Intent: Reward analysts for player and/or position to correct team regardless of pick # taken.  
 Accounts for trades to a different pick # and rewards analysts for team needs analysis.  
 Scoring Method: 2 points for correct player to team, 1 point for correct position drafted to team.

**CORRECT PLAYER/POSITION TO CORRECT PICK #**

Intent: Reward analysts for situations where trades wreck their board regarding exact player to right team. It allows reward for analyzing a certain player will go at a certain point based on talent regardless of the team picking him.  
 Scoring Method: 2 points for correct player to correct pick #, 1 point for correct position to pick #.

**CORRECT PLAYER/POSITION TO CORRECT TEAM/PICK # LIMITATION**

Intent/Scoring: So scoring for right player and pick # scoring doesn't get out of hand we limit any pick to three points excluding 1 point for first round category.

**MULTIPLE POSITION HYBRID PLAYERS**

Background: Today's NFL has players lining up at multiple positions and draft experts changing a player's position for the NFL.  
 Intent: Level the playing field for hybrid pick scoring so it is fair.  
 Scoring: Positions considered the same position for scoring: OLB/ILB/DE/DT, SS/FS, G/OT. Center & Guard considered the same only if a major publication mentions a player plays both. Disputes-PFF.

**TEAMS WITH MULTIPLE PICKS SCORING**

Intent: When teams have multiple picks close together we don't want to score an analyst zero if they reverse the picks as their analysis was generally very good. This applies even if picks are far apart.  
 Scoring: The multiple picks are interchangeable with a maximum of 3 points per pick awarded.

**ALL-TIME AVERAGE GRADE STANDINGS**

RANK / ANALYST		GRADE
1	Nate	94.2
2	Pete	90.5
3	Reed	89.9
4	Evan	89.3
5	Chris	78.4
n/a	Mel Kiper	96.1

**ALL-TIME CHAMPIONSHIP % STANDINGS**

RANK / ANALYST		W	L	% TIMES WON
1	Nate	6	9	40%
1	Pete	6	9	40%
3	Evan	2	4	33%
4	Reed	3	8	27%
5	Chris	0	9	0%

**ALL-TIME RECORD VERSUS MEL KIPER**

RANK / ANALYST		W	L	% TIMES WON
1	Pete	2	1	67%
2	Reed	1	3	25%
2	Evan	1	3	25%
2	Nate	1	3	25%
5	Chris	0	4	0%
	All Analysts	5	14	26%


\* Pete tied Mel Kiper in 2024

**ALL-TIME TEAM GRADE AVERAGES**

RANK / ANALYST		GRADE
1	Writers	92.4
2	Senior Analysts	85.9

**HALL OF FAME**

**ALL-TIME GRADE**



94.2

**TOP 1-YEAR**



68

**% TIMES CHAMP**



40.0%

Ties count as a championship for multiple analysts.

\* 2011 scores unavailable; Nate's 2014 in part, a joint effort w/Pete.