
















4rd ANNUAL profootballsidedkick.com NBA TEAM PLAYOFF COST CAP CONTEST - 2025-26

ANALYSTS																
Pete																
	Pete		'Boogie'		Shark		'Hammer'		Evan							
Pts->	137		146		149		144		137							
#	COST/PICK/POINTS		COST/PICK/POINTS		COST/PICK/POINTS		COST/PICK/POINTS		COST/PICK/POINTS							
1	15.5	Cavs	24	14.5	Nuggets	28	18.0	Thunder	35	15.5	Cavs	24	18.0	Thunder	35	
2	14.5	Nuggets	28	14.5	Knicks	25	14.5	Knicks	25	14.5	Nuggets	28	15.5	Cavs	24	
3	14.0	Magic	23	14.5	Rockets	24	14.0	T-Wolves	27	14.0	Magic	23	13.5	Hawks	20	
4	13.0	Pistons	29	14.0	Magic	23	11.0	Celtics	25	13.0	Warriors	23	11.0	Celtics	25	
5	9.5	Kings	12	14.0	T-Wolves	27	10.5	Mavericks	16	11.0	Celtics	25	9.5	Heat	21	
6	9.5	Heat	21	8.5	Bulls	19	9.5	Heat	21	9.5	Heat	21	9.5	Kings	12	
7	9.0	Blazers	20	5.0	Jazz	14	7.5	Pelicans	10	7.5	Pelicans	10	8.0	Suns	24	
	85.0			85.0			85.0			85.0			85.0			
ANALYSTS																
Donovan																
	Donovan		Rick		Matt F.		Dave S.		Robert							
Pts->	153		135		126		144		139							
#	COST/PICK/POINTS		COST/PICK/POINTS		COST/PICK/POINTS		COST/PICK/POINTS		COST/PICK/POINTS							
1	18.0	Thunder	35	15.5	Cavs	24	18.0	Thunder	35	18.0	Thunder	35	14.5	Nuggets	28	
2	14.5	Knicks	25	14.5	Knicks	25	13.0	Warriors	23	15.5	Cavs	24	14.5	Knicks	25	
3	13.5	Lakers	24	14.5	Nuggets	28	12.0	Bucks	17	14.0	Magic	23	13.5	Warriors	23	
4	12.5	Spurs	28	13.0	Warriors	23	11.0	Celtics	25	14.5	Nuggets	28	11.5	76ers	22	
5	11.0	Celtics	25	11.0	Celtics	25	10.0	Pacers	10	10.0	Pacers	10	11.0	Celtics	25	
6	10.5	Mavericks	16	10.0	Pacers	10	10.5	Mavericks	16	8.0	Suns	24	10.5	Mavericks	16	
7	5.0	Jazz	14	6.5	Hornets	15	10.5	Grizzlies	17	5.0	Jazz	14	9.5	Heat	21	
	85.0			85.0			85.0			85.0			85.0			
ANALYSTS																
Will M (BWW)																
	Will M (BWW)		Lenya		Cav		Steve		Bruce							
Pts->	151		131		132		127		138							
#	COST/PICK/POINTS		COST/PICK/POINTS		COST/PICK/POINTS		COST/PICK/POINTS		COST/PICK/POINTS							
1	18.0	Thunder	35	15.5	Cavs	24	15.5	Cavs	24	14.5	Knicks	25	18.0	Thunder	35	

STANDINGS

As of: 1/17/26

Paid

1	Donovan	153	25
2	Will M (BWW)	151	25
3	Shark	149	25
4	'Boogie'	146	25
5	'Hammer'	144	25
5	Dave S.	144	25
7	Robert	139	25
8	Bruce	138	25
9	Pete	137	25
9	Evan	137	25
11	Rick	135	25
12	Cav	132	25
13	Lenya	131	25
14	Steve	127	25
15	Matt F.	126	25
16	z-Open9	0	0
17	z-Open-10	0	0
18	z-Open1	0	0
19	z-Open2	0	0
20	z-Open3	0	0
21	z-Open4	0	0
22	z-Open5	0	0
23	z-Open6	0	0
24	z-Open7	0	0
25	z-Open8	0	0
		\$375	

Red highlight on team/analyst means

TEAM TIMES TAKEN & WINS TABLE				
#	TEAMS	COST	TIMES PICKED	WINS
1	Thunder	18	7	35
2	Cavs	15.5	7	24
3	Nuggets	14.5	9	28
4	Knicks	14.5	7	25

