

















4th ANNUAL profootballsidekick.com NHL PLAYOFF TEAM COST CAP CONTEST - 2025

| ANALYSTS | | | | | | | | | | | | | | | STANDINGS | | | PAID | # TIMES TEAM PICKED | | | | |
|---|----|-----------|---|----|------------|----|----|------------|----|----|------------|----|----|----------|-----------|----------------------|-----------|------------|---|---------------------------|--------------|-------|---|
| As of: 6/9/25 | | | | | | | | | | | | | | | 1 | Carolina | 15 | | | | | | |
|      2023  | | | | | | | | | | | | | | | 1 | Chris P. | 45 | 20 | 2 | Colorado | 3 | | |
| Pete | | | | | | | | | | | | | | | 2 | Billy | 42 | 20 | 3 | Dallas | 4 | | |
| 'Shark' | | | | | | | | | | | | | | | 2 | Roland | 42 | 20 | 4 | Edmonton | 9 | | |
| Cav | | | | | | | | | | | | | | | 4 | Boogie | 41 | 20 | 5 | Florida | 8 | | |
| Dave N. | | | | | | | | | | | | | | | 4 | Dick N. | 41 | 20 | 6 | LA Kings | 6 | | |
| Evan | | | | | | | | | | | | | | | 4 | 'Shark' | 41 | 20 | 7 | Minnesota | 5 | | |
| 31 | | | | | | | | | | | | | | | 4 | Cav | 40 | 20 | 8 | Montreal | 7 | | |
| 41 | | | | | | | | | | | | | | | 4 | Lenya | 40 | 20 | 9 | New Jersey | 2 | | |
| 40 | | | | | | | | | | | | | | | 4 | Reed | 40 | 20 | 10 | Ottawa | 3 | | |
| 33 | | | | | | | | | | | | | | | 4 | Rick | 40 | 20 | 11 | St. Louis | 8 | | |
| 33 | | | | | | | | | | | | | | | 11 | Dunc | 39 | 20 | 12 | Tampa Bay | 4 | | |
| COST/PICK/POINTS | | | | | | | | | | | | | | | 11 | Eric H. | 39 | 20 | 13 | Toronto | 13 | | |
| 1 | 11 | Tampa Bay | 1 | 13 | Florida | 13 | 13 | Florida | 13 | 10 | Vegas | 5 | 14 | Dallas | 9 | 13 | Dave S. | 35 | 20 | 14 | Vegas | 16 | |
| 2 | 10 | Vegas | 5 | 10 | Vegas | 5 | 11 | Edmonton | 13 | 9 | Washington | 5 | 10 | Vegas | 5 | 13 | Nick B. | 35 | 20 | 15 | Washington | 10 | |
| 3 | 9 | Carolina | 9 | 9 | Carolina | 9 | 10 | Vegas | 5 | 9 | Carolina | 9 | 9 | Carolina | 9 | 15 | Dave N. | 33 | 20 | 16 | Winnipeg | 13 | |
| 4 | 9 | Winnipeg | 6 | 9 | Winnipeg | 6 | 9 | Winnipeg | 6 | 9 | Winnipeg | 6 | 8 | Toronto | 7 | 15 | Evan | 33 | 20 | On Entry Sheet/Missed P/O | | | |
| 5 | 8 | Toronto | 7 | 8 | Toronto | 7 | 6 | LA Kings | 2 | 8 | Toronto | 7 | 6 | LA Kings | 2 | 17 | Brian D. | 32 | 20 | 17 | NY Rangers | 0 | |
| 6 | 3 | St. Louis | 3 | 1 | Montreal | 1 | 1 | Montreal | 1 | 5 | New Jersey | 1 | 1 | Montreal | 1 | 18 | 'Hammer' | 31 | 20 | 18 | NY Islanders | 0 | |
| | 50 | | | 50 | | | 50 | | | 50 | | | 48 | | | 18 | Pete | 31 | 20 | 19 | Detroit | 0 | |
| ANALYSTS | | | | | | | | | | | | | | | 20 | Dan-1 | 27 | 20 | 20 | Columbus | 0 | | |
|      | | | | | | | | | | | | | | | 21 | Dan-2 | 18 | 20 | 21 | Calgary | 0 | | |
| 'Hammer' | | | | | | | | | | | | | | | 22 | z-Open1 | 0 | 0 | Red shading indicates team or analyst has been eliminated | | | | |
| Reed | | | | | | | | | | | | | | | 23 | z-Open2 | 0 | 0 | | | | | |
| Dave S. | | | | | | | | | | | | | | | 24 | z-Open3 | 0 | 0 | | | | | |
| Brian D. | | | | | | | | | | | | | | | 25 | z-Open4 | 0 | 0 | | | | | |
| Lenya | | | | | | | | | | | | | | | 26 | z-Open5 | 0 | 0 | | | | | |
| 31 | | | | | | | | | | | | | | | 27 | z-Open6 | 0 | 0 | * Steve D. won in 2024 | | | | |
| 40 | | | | | | | | | | | | | | | 28 | z-Open7 | 0 | 0 | | | | | |
| 35 | | | | | | | | | | | | | | | 29 | z-Open8 | 0 | 0 | | | | | |
| COST/PICK/POINTS | | | | | | | | | | | | | | | 30 | z-Open9 | 0 | 0 | 420 | | | | |
| 1 | 11 | Tampa Bay | 1 | 11 | Edmonton | 13 | 12 | Colorado | 3 | 13 | Florida | 13 | 14 | Dallas | 9 | POINTS AWARDED TABLE | | | | | | | |
| 2 | 10 | Vegas | 5 | 10 | Vegas | 5 | 11 | Edmonton | 13 | 10 | Vegas | 5 | 11 | Edmonton | 13 | TEAMS IN PLAYOFFS | TEAM COST | CONFERENCE | | | STAN CUP | TOTAL | |
| 3 | 9 | Carolina | 9 | 9 | Winnipeg | 6 | 9 | Washington | 5 | 9 | Winnipeg | 6 | 9 | Carolina | 9 | 1 | Dallas | 14 | 4 | 4 | 1 | 0 | 9 |
| 4 | 9 | Winnipeg | 6 | 9 | Washington | 5 | 9 | Winnipeg | 6 | 9 | Washington | 5 | 9 | Winnipeg | 6 | | | | | | | | |
| 5 | 8 | Toronto | 7 | 9 | Carolina | 9 | 8 | Toronto | 7 | 5 | New Jersey | 1 | 6 | LA Kings | 2 | | | | | | | | |
| 6 | 3 | St. Louis | 3 | 2 | Minnesota | 2 | 1 | Montreal | 1 | 2 | Minnesota | 2 | 1 | Montreal | 1 | | | | | | | | |
| | 50 | | | 50 | | | 50 | | | 48 | | | 50 | | | | | | | | | | |
| ANALYSTS | | | | | | | | | | | | | | | | | | | | | | | |
|      | | | | | | | | | | | | | | | | | | | | | | | |
| Nick B. | | | | | | | | | | | | | | | | | | | | | | | |
| Dunc | | | | | | | | | | | | | | | | | | | | | | | |
| Roland | | | | | | | | | | | | | | | | | | | | | | | |
| Dick N. | | | | | | | | | | | | | | | | | | | | | | | |
| Boogie | | | | | | | | | | | | | | | | | | | | | | | |
| 35 | | | | | | | | | | | | | | | | | | | | | | | |
| 39 | | | | | | | | | | | | | | | | | | | | | | | |
| 42 | | | | | | | | | | | | | | | | | | | | | | | |
| 41 | | | | | | | | | | | | | | | | | | | | | | | |
| 41 | | | | | | | | | | | | | | | | | | | | | | | |
| COST/PICK/POINTS | | | | | | | | | | | | | | | | | | | | | | | |

| | | | | | | | | | | | | | | | | |
|---|---|--|---|--|---|--|---|--|---|--|---|--|--|--|--|--|
| 2 | | | | | | | | | | | | | | | | |
| 3 | | | | | | | | | | | | | | | | |
| 4 | | | | | | | | | | | | | | | | |
| 5 | | | | | | | | | | | | | | | | |
| 6 | | | | | | | | | | | | | | | | |
| | 0 | | 0 | | 0 | | 0 | | 0 | | 0 | | | | | |