

















11th ANNUAL profootballsidekick.com NCAA MARCH MADNESS 12-TEAM CONTEST - 2026

ANALYSTS														STANDINGS							
														4/7/2026	Poin ts	Champ Bonus	Total Score				
														1	Pete	107	0	107			
Pete		Tom F.		Jimmy		Reed		'Shark'		Ken Bl.		Evan-1		Kevin B.		2	Tom F.	98	7	105	
Pts	107		98		65		79		83		59		51		60		4	Teri T.	92	7	99
#	PICK/POINTS		PICK/POINTS		PICK/POINTS		PICK/POINTS		PICK/POINTS		PICK/POINTS		PICK/POINTS		PICK/POINTS		5	'Hammer'	95	0	95
1	Arizona	4	Arizona	4	Arizona	4	Michigan	6	Arizona	4	Arizona	4	Purdue	6	Arizona	4	6	Ralph	88	7	95
2	Texas A&M	10	Michigan	6	Houston	4	Duke	3	Iowa State	4	Michigan	6	Illinois	12	Michigan	6	7	Brian	93	0	93
3	Illinois	12	Arkansas	8	UConn	10	Iowa State	4	Illinois	12	Duke	3	Vanderbilt	5	Michigan St.	6	8	Reed	79	7	86
4	Arkansas	8	Louisville	6	Michigan St.	6	Illinois	12	Gonzaga	3	Florida	1	St. John's	10	Illinois	12	9	'Shark'	83	0	83
5	St. John's	10	St. John's	10	Arkansas	8	St. John's	10	Arkansas	8	UConn	10	Georgia	0	Arkansas	8	10	Dick B.	75	7	82
6	Vanderbilt	5	Miami FL	7	Gonzaga	3	Wisconsin	0	Vanderbilt	5	Illinois	12	Utah State	9	St. John's	10	11	Richard T.	69	7	76
7	Tennessee	18	Utah State	9	Alabama	8	Clemson	0	St. John's	10	Virginia	3	TCU	9	Vanderbilt	5	12	'Boogie'	74	0	74
8	UCLA	7	Iowa	27	St. John's	10	Texas A&M	10	UCLA	7	Wisconsin	0	Santa Clara	0	St. Mary's	0	13	Mike H.	65	7	72
9	Santa Clara	0	Santa Clara	0	Wisconsin	0	Texas	22	Georgia	0	Texas Tech	5	S. Florida	0	St. Louis	9	14	Tom N.	70	0	70
10	S. Florida	0	Texas A&M	10	Vanderbilt	5	Miami OH	0	Utah State	9	Vanderbilt	5	Akron	0	Missouri	0	15	Kevin B.	60	7	67
11	VCU	11	VCU	11	Kentucky	7	McNeese	0	Texas A&M	10	St. John's	10	Hofstra	0	S. Florida	0	16	Ken Bl.	59	7	66
12	Texas	22	Akron	0	St. Mary's	0	High Point	12	VCU	11	BYU	0	Troy	0	Akron	0	17	Jimmy	65	0	65
ANALYSTS														18	Connor C.	57	7	64			
														19	Matt B.	64	0	64			
Ralph		Steve B.		Matt B.		Rick		Brian		Cav		Dick B.		'Hammer'		19	Dunc	62	0	62	
Pts->	88		58		64		100		93		45		75		95		21	Steve B.	58	0	58
#	PICK/POINTS		PICK/POINTS		PICK/POINTS		PICK/POINTS		PICK/POINTS		PICK/POINTS		PICK/POINTS		PICK/POINTS		22	Bruce	57	0	57
1	Michigan	6	Duke	3	Arizona	4	Michigan	6	Wisconsin	0	Duke	3	Duke	3	Arizona	4	24	Cav	45	7	52
2	Purdue	6	Purdue	6	Houston	4	UConn	10	Vanderbilt	5	Florida	1	Michigan	6	Iowa State	4	26	Evan-1	51	0	51
3	Gonzaga	3	UConn	10	Gonzaga	3	Purdue	6	St. John's	10	Michigan	6	Florida	1	Michigan St.	6	27	Evan-2	51	0	51
4	Arkansas	8	Houston	4	Michigan St.	6	Gonzaga	3	Tennessee	18	Iowa State	4	UConn	10	Arkansas	8	28	Dave S.	25	7	32
5	Illinois	12	Arkansas	8	Kansas	4	St. John's	10	Louisville	6	UConn	10	Purdue	6	St. John's	10	29	Tom G.	26	0	26
6	St. John's	10	Vanderbilt	5	Wisconsin	0	Tennessee	18	Kentucky	7	Houston	4	Houston	4	Vanderbilt	5	30	z-Open-1	0	0	0
7	Vanderbilt	5	Texas Tech	5	Tennessee	18	Iowa	27	Miami FL	7	St. John's	10	Gonzaga	3	Wisconsin	0	31	z-Open-2	0	0	0
8	Iowa	27	Louisville	6	BYU	0	VCU	11	Ohio State	0	Wisconsin	0	Virginia	3	Tennessee	18	32	z-Open-3	0	0	0
9	Villanova	0	Villanova	0	Villanova	0	Utah State	9	St. Louis	9	BYU	0	St. John's	10	Kentucky	7					
10	Santa Clara	0	VCU	11	Miami FL	7	S. Florida	0	Utah State	9	Miami FL	7	Louisville	6	St. Mary's	0	Red Score- Team Eliminated				
11	UCF	0	Miami OH	0	TCU	9	Troy	0	UCF	0	S. Florida	0	VCU	11	Texas	22					
12	VCU	11	N. Dakota St.	0	Utah State	9	Hofstra	0	Texas	22	Miami OH	0	High Point	12	VCU	11	SEED/# TIMES PICKED/WINS/POINTS				
ANALYSTS														1	Duke	9	3	3			



* The tournament bracket is announced Sunday, March 16.	11	Texas	5	2	22
* Analysts select 12 teams, due Thursday, March 20, 9am; tournament first round & this contest begins Thursday, March 20.	11	Miami OH	3	0	0
* Analysts get both teams in play-in games if chosen, however only final 64 teams are awarded points for wins.	11	VCU	12	1	11
* Analysts score the number of points in their teams' seed numbers for each game their teams win.	12	N. Iowa	2	0	0
* Analysts who pick the tournament winner get an extra 7 point bonus.	12	High Point	3	1	12
* The most total points scored in the entire tournament wins - winner take all, ties split.	12	Akron	4	0	0

HALL OF FAME			
ALL-TIME POINTS LEADERS (since 2019 format)			
	Analyst	Points	Year
1	"Shark"	128	2022
2	"Showtime"	125	2022
3	Dave N.	124	2023
4	Steve B.	118	2019
5	Rick	117	2022
5	Lenya	117	2024
5	Joe E.	117	2024
8	Dick N.	116	2022
9	"Hammer"	115	2022
10	"Hammer"	113	2019

12	McNeese	3	0	0
13	Cal Baptist	1	0	0
13	Hawaii	1	0	0
13	Hofstra	2	0	0
13	Troy	2	0	0
14	N. Dakota St	1	0	0
14	Kennesaw S	0	0	0
14	Wright St.	0	0	0
14	Penn	0	0	0
15	Furman	0	0	0
15	Queens	0	0	0
15	Tenn St.	0	0	0
15	Idaho	0	0	0
16	Siena	0	0	0
16	LIU	0	0	0
16	Howard	0	0	0
16	Prarie View	0	0	0