





























2025 Analysts NCAA Regular Season Over-Under Picks														
	SITE WRITERS					SITE ANALYSTS								
														
	Pete		Nate		"Showtime"		Reed		the 'Shark'		Brian		Ben	
BEST YEAR	2016 2018 2021 2023		2017 		2016 2018 2019 2022				2016 				2024 	
	   		   		   				   				 	
LIFE	36	29	29	33	37	25	26	37	34	29	19	14	17	17
TIME	55.4%		46.8%		59.7%		41.3%		54.0%		57.6%		50.0%	
2025 OVER-UNDER PICKS (based on DraftKings.com odds)														
1	Boise State Over 9.5		Utah Over 7.5		-- No Pick --		Boise State Over 9.5		Boise State Over 9.5		Kansas State Over 8.5		Penn State Over 10.5	
2	Duke Over 6.5		Minnesota Over 7.5		-- No Pick --		Wisconsin Over 5.5		Nebraska Over 7.5		Baylor Over 7.5		Texas A&M Over 8.5	
3	Hawaii Under 6.5		Nebraska Over 7.5		-- No Pick --		Minnesota Over 7.5		Maryland Over 4.5		Pittsburgh Over 6.5		UNLV Over 8.5	
4	Bowl. Green Under 6.5		Wisconsin Over 5.5		-- No Pick --		Air Force Over 5.5		Oklahoma St. Over 4.5		Air Force Over 5.5		Florida Over 7.5	
5	Oklahoma Over 6.5		Marshall Over 4.5		-- No Pick --		San Diego St. Over 4.5		Ole Miss Under 8.5		Wyoming Over 5.5		S. Carolina Over 7.5	
6	Syracuse Under 5.5		Charlotte Over 2.5		-- No Pick --		Liberty Over 9.5		Auburn Under 7.5		Ohio State Under 10.5		Iowa Over 7.5	
7	Oklahoma St. Over 4.5		Michigan Under 8.5		-- No Pick --		Coastal Car. Under 5.5		Florida Under 7.5		Texas A&M Under 8.5		Boston Col. Over 5.5	
8	Purdue Over 2.5		California Under 4.5		-- No Pick --		Kansas Under 6.5		Oklahoma Under 6.5		N. Carolina Under 7.5		Notre Dame Under 10.5	
9	Kent State Over 1.5		Missouri State Under 4.5		-- No Pick --		Akron Under 4.5		Colorado Under 5.5		Bowling Green Under 6.5		Miami, FL Under 9.5	
	Key:		Green - Win				Red - Loss				Yellow - Push		Purple - 1 game from decision	
	2025 STANDINGS						1	ALL-TIME STANDINGS						12
	RANK	ANALYST	WINS	LOSSES	WIN %	GB		RANK	ANALYST	WINS	LOSSES	WIN %	GB	
	1	Pete	4	3	57.1%	0		1	Showtime	37	25	59.7%	0	
	2	Shark	3	4	42.9%	-1		2	Pete	36	29	55.4%	-2 1/2	
	2	Ben S.	3	4	42.9%	-1		3	Lee	19	14	57.6%	-3 1/2	
	4	Brian	3	6	33.3%	-2		3	Shark	34	29	54.0%	-3 1/2	
	5	Nate	2	6	25.0%	-2 1/2		5	Ben S.	17	17	50.0%	-6	
	6	Reed	2	7	22.2%	-3		6	Brian	3	6	33.3%	-7 1/2	
	7	Showtime	n/a	n/a	n/a	n/a		7	Nate	29	33	46.8%	-8	
								8	Reed	26	37	41.3%	-11 1/2	
	n/a	ALL	17	30	36.2%	n/a	n/a	ALL	201	190	51.4%	n/a		
ALL-TIME STANDINGS BY YEAR														
	Pete		Nate		"Showtime"		Reed		the 'Shark'		Lee		Ben	
	WON	LOST	WON	LOST	WON	LOST	WON	LOST	WON	LOST	WON	LOST	WON	LOST
2016	4	3	3	4	4	3	3	3	4	3	n/a	n/a	n/a	n/a
2017	3	4	5	2	4	3	3	4	4	3	n/a	n/a	n/a	n/a
2018	5	2	3	3	5	2	2	5	2	3	4	2	n/a	n/a
2019	3	5	4	4	4	3	3	6	3	6	5	4	n/a	n/a
2020	n/a	n/a	n/a	n/a	n/a	n/a	n/a	n/a	n/a	n/a	n/a	n/a	n/a	n/a
2021	8	1	2	6	7	2	5	4	6	3	5	4	5	3
2022	1	8	4	5	5	3	4	5	5	4	n/a	n/a	3	6
2023	8	1	3	5	4	4	4	3	5	3	5	4	4	5
2024	4	5	5	4	4	5	2	7	5	4	n/a	n/a	5	3
W-L	36	29	29	33	37	25	26	37	34	29	19	14	17	17
% W	55.4%		46.8%		59.7%		41.3%		54.0%		57.6%		50.0%	

 * Lee C. won the 2019 over-under crown.